
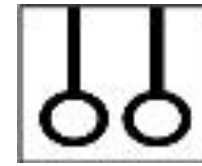



Devon Levels TEAM CHAMPIONSHIPS

Boys Devon Levels, Falcon's GA, 26th June 2016

Level 5



Falcons

No.	NAME	SURNAME	CLUB	LEVEL	LEVEL/ AGE/TEAM	SV	FLOOR	SV	POMMEL	SV	RINGS	SV	VAULT	SV	P-BARS	SV	HIGH BAR	TOTAL
40	James	Smith	Fal	L5	L5 U10 TEAM	13.60	11.600	11.30	10.150	13.00	11.100	12.00	10.000	12.80	11.200	12.10	10.250	64.300
41	Charlie	Mock	Fal	L5	L5 U10 TEAM	14.00	12.550	10.90	9.900	13.00	12.050	12.00	11.050	12.50	11.700	12.00	11.400	68.650
42	Archie	Moorcraft-Hollan	Fal	L5	L5 U10 TEAM	14.00	12.800	12.70	11.600	13.00	11.550	12.00	10.550	12.70	10.900	12.00	11.050	68.450
43	Felix	Mepsted	Fal	L5	L5 U10 TEAM	13.80	12.000	12.70	12.000	13.40	11.900	12.00	10.850	12.80	11.750	12.00	10.750	69.250
44	Alfie	Gatting	Fal	L5	L5 U10 TEAM	13.40	10.950	12.70	11.900	13.00	11.300	12.00	10.400	12.80	11.950	12.10	11.100	67.600
Falcons							37.35		35.50		35.50		32.45		35.40		33.55	209.75

Torbay

No.	NAME	SURNAME	CLUB	LEVEL	LEVEL/ AGE/TEAM	SV	FLOOR	SV	POMMEL	SV	RINGS	SV	VAULT	SV	P-BARS	SV	HIGH BAR	TOTAL
46	Jack	Jarvis	Tor	L5	L5 U10 TEAM	13.70	11.350	12.50	10.850	13.00	11.500	12.00	11.150	13.20	11.300	12.60	11.500	67.650
47	Adam	Reda-Khalaf	Tor	L5	L5 U10 TEAM	13.60	11.950	10.50	9.350	13.00	11.450	12.00	10.650	13.00	10.950	12.60	10.200	64.550
48	Henry	Gascoyne	Tor	L5	L5 U10 TEAM	13.40	9.900	10.00	6.800	13.00	11.000	12.00	10.000	12.80	10.500	12.60	9.700	57.900
49	Lewis	Balouza	Tor	L5	L5 U10 TEAM	13.60	10.800	10.50	8.000	13.00	11.200	12.00	10.650	12.30	10.700	12.60	11.150	62.500
50	Aaron	Smith	Tor	L5	L5 U10 TEAM	13.60	10.800	10.00	6.950	13.00	11.400	12.00	10.000	12.80	10.400	12.60	10.200	59.750
Torbay							34.10		28.20		34.35		32.45		32.95		32.85	194.90

Plymouth

No.	NAME	SURNAME	CLUB	LEVEL	LEVEL/ AGE/TEAM	SV	FLOOR	SV	POMMEL	SV	RINGS	SV	VAULT	SV	P-BARS	SV	HIGH BAR	TOTAL
63	Jake	Stanley	Ply	L5	L5 U10 TEAM	13.60	11.600	12.36	11.500	12.30	10.150	12.00	10.600	13.00	10.750	12.60	10.400	65.000
64	Oscar	Hart	Ply	L5	L5 U10 TEAM	13.60	10.900	12.30	10.900	12.30	11.000	12.00	10.850	12.80	11.100	12.60	9.750	64.500
65	Sonny	Wood	Ply	L5	L5 U10 TEAM	13.80	12.400	10.80	8.600	12.40	9.450	12.00	10.750	12.90	10.900	12.70	10.950	63.050
Plymouth							34.90		31.00		30.60		32.20		32.75		31.10	192.55

Exeter

No.	NAME	SURNAME	CLUB	LEVEL	LEVEL/ AGE/TEAM	SV	FLOOR	SV	POMMEL	SV	RINGS	SV	VAULT	SV	P-BARS	SV	HIGH BAR	TOTAL
72	Cholwe	Hachipuka	Exe	L5	L5 U10 TEAM	14.00	12.800	13.70	12.900	13.20	12.150	12.00	11.200	13.20	12.350	12.60	11.250	72.650
73	Nate	Carr	Exe	L5	L5 U10 TEAM	13.60	12.600	12.40	10.350	13.20	12.200	12.00	11.500	12.80	11.600	12.60	10.950	69.200
74	Gus	Hetherington	Exe	L5	L5 U10 TEAM	14.00	12.800	13.20	11.600	13.20	12.350	12.00	11.450	13.20	11.750	12.60	10.950	70.900
Exeter							38.20		34.85		36.70		34.15		35.70		33.15	212.75

Newton Abbot

No.	NAME	SURNAME	CLUB	LEVEL	LEVEL/ AGE/TEAM	SV	FLOOR	SV	POMMEL	SV	RINGS	SV	VAULT	SV	P-BARS	SV	HIGH BAR	TOTAL
85	James	Crabb	NA	L5	L5 U10 TEAM													0.000
86	Benoit	Davidson	NA	L5	L5 U10 TEAM	14.00	12.650	13.70	12.600	13.40	12.350	12.00	10.700	12.70	11.700	12.60	11.300	71.300
87	William	Hughes	NA	L5	L5 U10 TEAM	14.00	13.250	12.90	11.800	13.40	12.650	12.00	10.550	12.50	11.450	12.60	11.600	71.300
88	Jamie	Hailstone	NA	L5	L5 U10 TEAM	13.80	11.350	11.90	10.550	13.40	11.950	12.00	11.000	12.70	11.500	12.60	11.700	68.050
89	Alex	Cullen	NA	L5	L5 U10 TEAM	14.00	11.800	12.80	12.850	13.40	12.250	12.00	10.900	12.50	11.150	12.60	11.600	70.550
Newton Abbot							37.70		37.25		37.25		32.60		34.65		34.90	214.35

Plymouth

No.	NAME	SURNAME	CLUB	LEVEL	LEVEL/ AGE/TEAM	SV	FLOOR	SV	POMMEL	SV	RINGS	SV	VAULT	SV	P-BARS	SV	HIGH BAR	TOTAL
66	Jack	Bird	Ply	L5	L5 U12 TEAM	14.10	11.900	12.30	11.350	12.30	9.650	12.00	10.900	13.10	9.750	12.70	9.600	63.150
67	Ben	Bishop	Ply	L5	L5 U12 TEAM	14.10	11.500	12.30	11.300	12.60	9.650	12.00	10.850	12.80	10.100	12.70	10.150	63.550
68	Ben	Gale	Ply	L5	L5 U12 TEAM	14.10	12.650	12.50	10.850	12.60	10.200	12.00	10.850	13.50	11.500	12.70	10.400	66.450
Plymouth							36.05		33.50		29.50		32.60		31.35		30.15	193.15

Newton Abbot

No.	NAME	SURNAME	CLUB	LEVEL	LEVEL/ AGE/TEAM	SV	FLOOR	SV	POMMEL	SV	RINGS	SV	VAULT	SV	P-BARS	SV	HIGH BAR	TOTAL
81	Robert	Hoare	NA	L5	L5 O12 TEAM	14.60	11.900	13.00	11.400	13.40	12.050	12.00	11.050	12.70	11.450	12.80	11.100	68.950
82	Max	Wheeler	NA	L5	L5 O12 TEAM	15.00	14.100	13.00	12.200	13.40	12.000	12.80	11.700	12.90	11.400	13.20	11.150	72.550
83	Matthew	Brooks	NA	L5	L5 O12 TEAM	14.60	12.850	13.70	12.800	13.80	12.650	12.80	11.300	13.20	11.350	13.00	11.000	71.950
Newton Abbot							38.85		36.40		36.70		34.05		34.20		33.25	213.45

Level 5 Team Results

Under 10

Team	Team Score	Rank
Falcons	209.75	3
Torbay	194.90	4
Plymouth	192.55	5
Exeter	212.75	2
Newton Abbot	214.35	1

Under 12

Team	Team Score	Rank
Plymouth	193.15	1

Over 12

Team	Team Score	Rank
Newton Abbot	213.45	1