













# Men's NDP Finals

## Friday 13th November 2015, Birmingham

### Level 6: Final Individual Positions

No	Name	Team							PPP	TOTAL	POS
73	Tom Killick	South East	9.130	9.100	8.950	8.900	9.500	9.000	9.100	<b>63.680</b>	1
78	Thomas Jones	West Midlands	8.730	9.050	9.250	8.900	9.300	9.300	9.000	<b>63.530</b>	2
72	Karl Hibberd	South East	8.900	9.350	9.100	8.800	9.100	9.200	8.700	<b>63.150</b>	3
69	Samuel Midgley	Yorkshire	8.470	9.300	9.150	9.200	8.600	9.000	7.950	<b>61.670</b>	4
85	Jack Helps	South	8.930	9.300	7.750	9.400	9.000	9.000	7.800	<b>61.180</b>	5
66	Hayden Baldwin	Yorkshire	8.900	7.800	8.850	9.000	9.300	8.950	8.000	<b>60.800</b>	6
75	Keelan Freeman	South West	8.800	8.000	7.750	9.400	8.800	9.150	8.750	<b>60.650</b>	7
80	Dominic Bigsby	East	8.900	7.350	9.150	9.000	9.200	8.500	8.000	<b>60.100</b>	8
67	Kian Taylor	Yorkshire	8.640	6.850	8.250	9.300	9.300	8.950	8.800	<b>60.090</b>	9
71	James Miller	South East	8.070	9.200	9.050	8.300	9.200	8.100	8.000	59.920	10
74	Calum Walklett	South West	8.400	9.450	8.500	7.600	8.900	9.300	7.600	59.750	11
79	Cameron Lister	East	7.970	8.900	7.800	9.500	9.200	9.200	5.950	58.520	12
86	Joseph Devine	South	8.100	9.100	8.050	7.300	6.800	8.900	8.750	57.000	13
68	Reuben Prudames	Yorkshire	8.200	7.350	8.550	8.900	7.600	8.650	7.200	56.450	14
84	Harry Hayes	South	7.300	9.150	7.350	7.400	8.400	8.500	7.350	55.450	15
88	Sam Plant	East Midlands	8.100	8.550	6.950	7.700	8.500	6.850	8.250	54.900	16
63	Harri Morgan	Wales	6.340	8.400	7.800	8.200	9.100	8.600	6.400	54.840	17
62	Dominic Jones	Wales	7.500	7.500	7.700	8.300	7.400	7.000	7.050	52.450	18
82	Kieran Owen	North West	5.270	9.350	8.150	7.400	6.900	7.400	7.700	52.170	19
77	Thomas Kingdon	South West	8.300	4.500	6.900	8.600	9.000	6.200	7.650	51.150	20
76	Lewis Dennis	South West	8.740	5.000	6.300	9.500	8.500	4.900	7.400	50.340	21
61	Adam Pocock	Wales	4.600	8.050	7.100	9.200	8.900	8.150	3.800	49.800	22
81	Scott Smith	East	5.270	8.400	8.000	8.500	6.400	6.300	6.500	49.370	23
65	Nathan Branca	London	6.230	8.150	7.700	0.000	9.400	8.800	7.050	47.330	24
83	Luke Steggles	North West	5.040	6.600	5.700	7.200	7.500	6.850	6.950	45.840	25
70	Cameron Baker	South East	4.200	5.150	7.600	6.700	4.700	6.000	4.750	39.100	26

### Level 6: Final Team Scores

POS	Team							PPP	TOTAL
1	South East	26.100	27.650	27.100	26.000	27.800	26.300	25.800	186.750
2	Yorkshire	26.010	24.450	26.550	27.500	27.200	26.900	24.750	183.360
3	South West	25.940	22.450	23.150	27.500	26.700	24.650	24.000	174.390
4	South	24.330	27.550	23.150	24.100	24.200	26.400	23.900	173.630
5	East	22.140	24.650	24.950	27.000	24.800	24.000	20.450	167.990
6	Wales	18.440	23.950	22.600	25.700	25.400	23.750	17.250	157.090